

Nativity Colour-in, Cut-out Sheets

By Jane Henderson



I am delighted to offer these nativity character sheets for you to use in whatever way is appropriate for you.

They are copyrighted to me, and this is to try to prevent their being used for commercial purposes or financial gain. I want to offer them freely wherever they can be used – churches, community groups, schools, youth groups, day centres, individuals ...

I have grouped them on 4 sheets because they were initially designed to build up the nativity scene over the four Sundays of advent:

First Sunday: The ox and the donkey to set the scene at the stable, and the Angel to symbolize the annunciation – when the Angel appeared to Mary to tell her she would carry the Son of God.

Second Sunday: The Shepherds and Sheep gather and the star begins to shine in the sky.

Third Sunday: The Magi and camel set out from the East

Fourth Sunday: Mary and Joseph arrive at the stable

Christmas Eve: Baby Jesus arrives in the manger

Please don't feel constrained to this format – use them however you wish.

Printing:

These are designed to work on 160mg laser printer card (which is the thickest my printer will take). They can be printed onto paper and stuck onto card or printed onto thicker card if your printer or photocopier allows.

Construction:

I suggest colouring in before cutting out. The tab folds are at an angle so that when folded back, the characters lean backwards slightly ensuring they stand up. I found that the colouring in can make them curl, in which case, just very carefully curve them back at the top and they should stand ok.


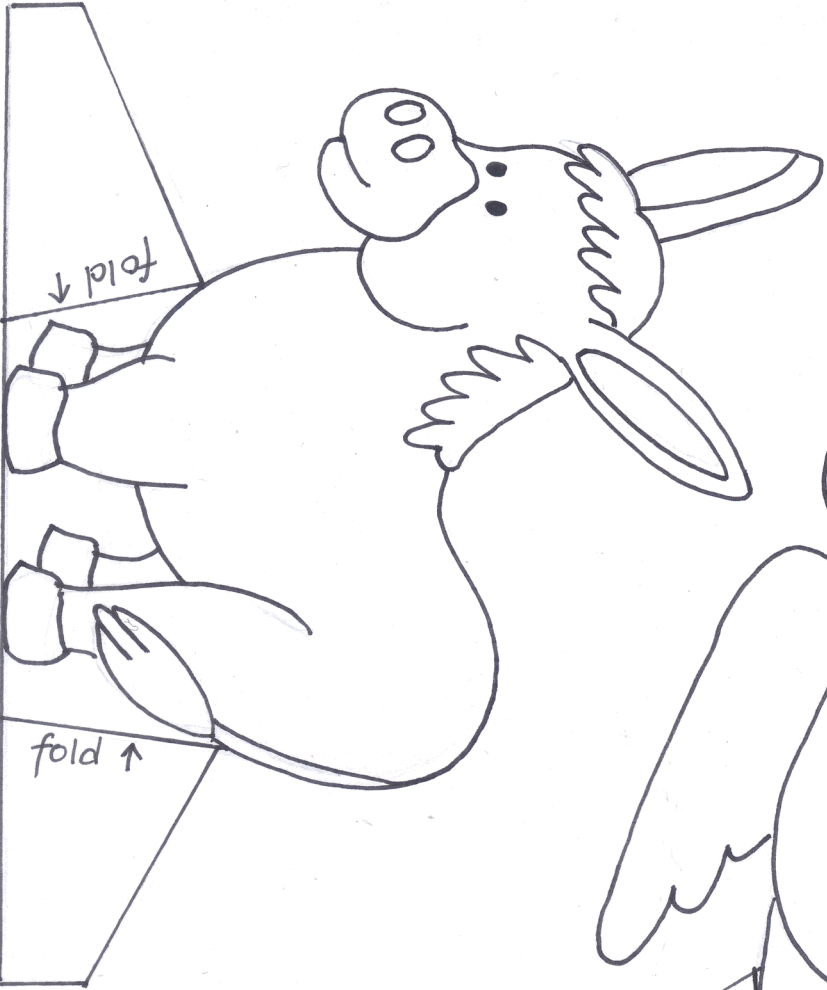

These characters are given to you along with a prayer that wherever they are used, they may bring both an understanding of the Christmas story and something of the joy and love of Jesus.

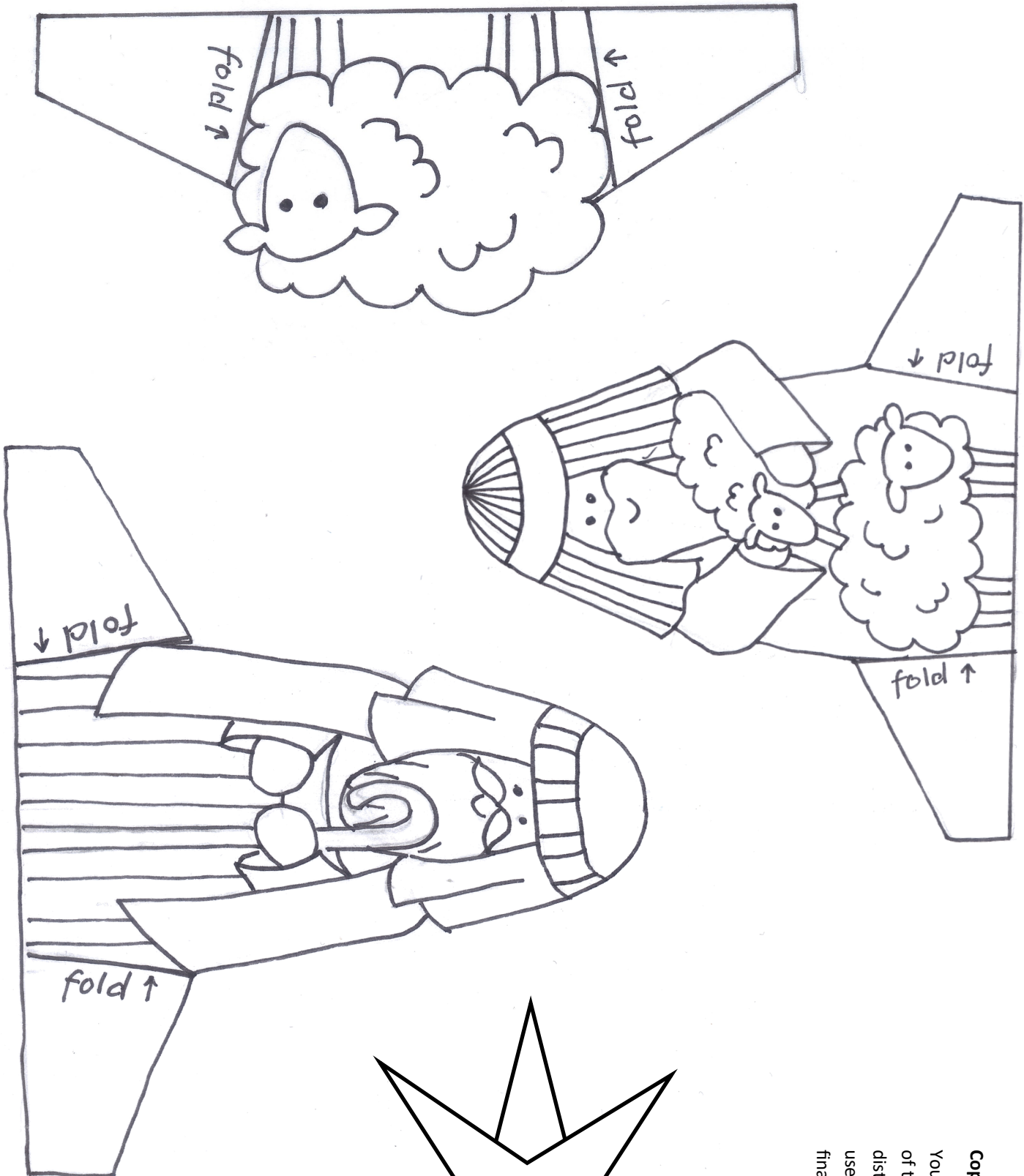
God bless you,

Jane

Copyright 2020 Jane Lydia Henderson


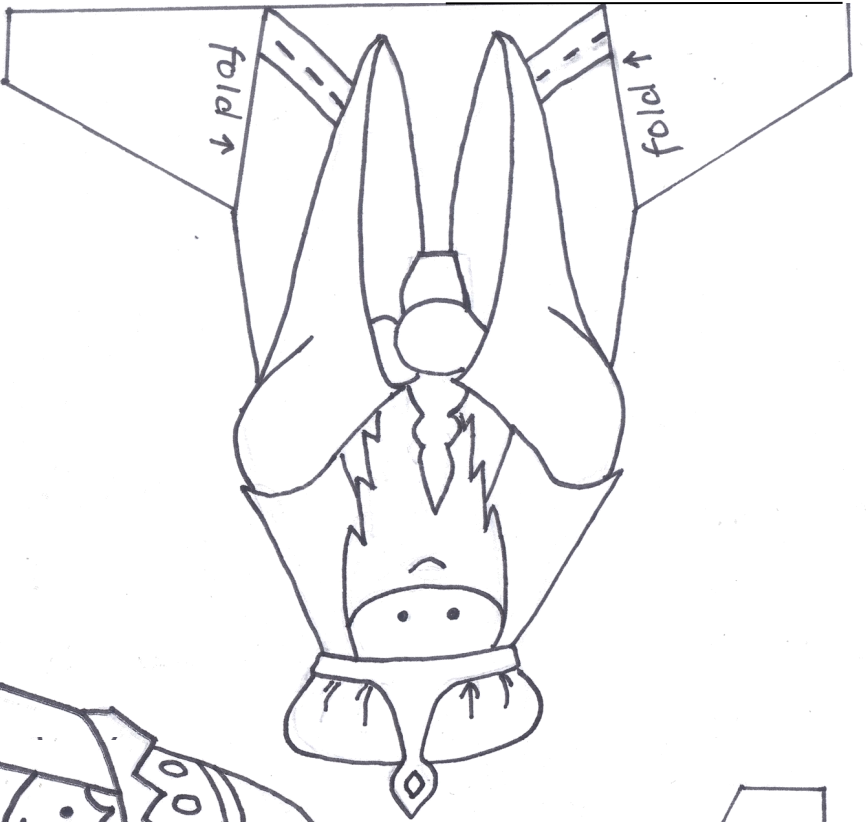
You may make digital or hard copies of this sheet for personal use or for distribution, as long as they are not used for any commercial purpose or financial gain





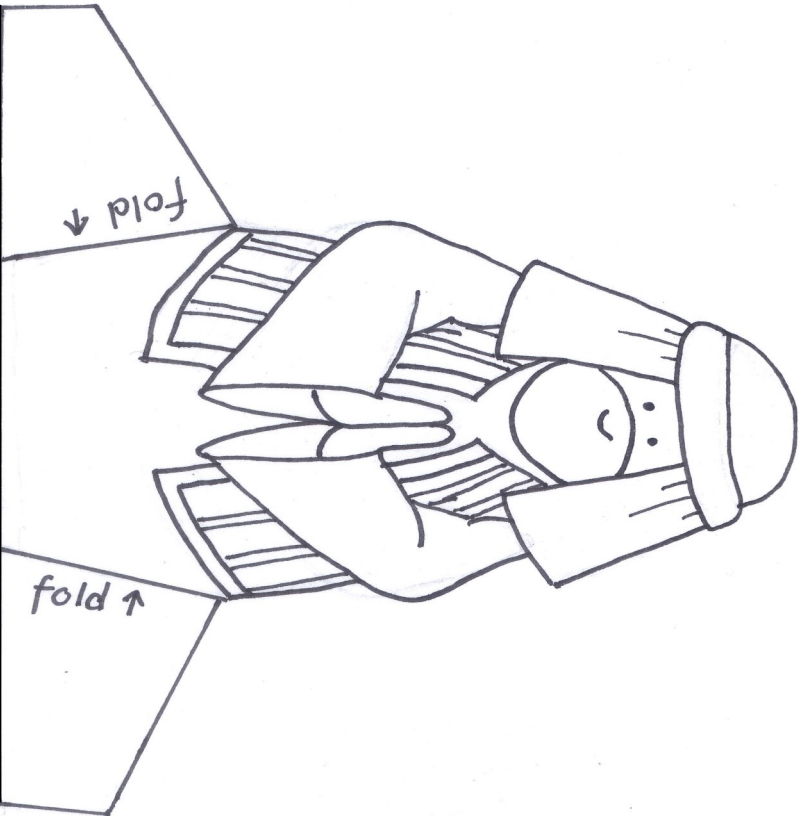
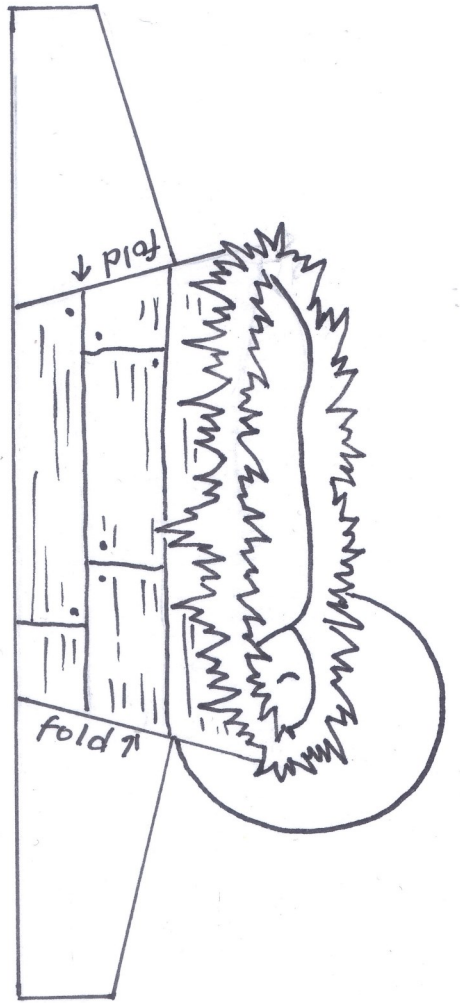
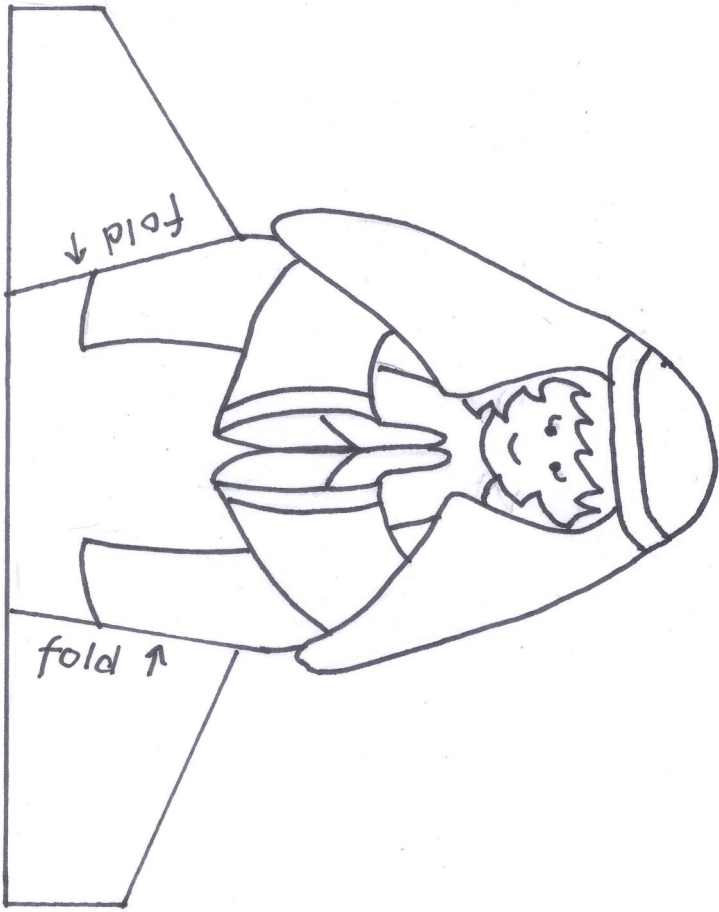
Copyright 2020 Jane Lydia Henderson
 You may make digital or hard copies of this sheet for personal use or for distribution, as long as they are not used for any commercial purpose or financial gain

Cut out the star and use a sticky reusable putty to stick to the wall or other suitable place, behind and above your nativity scene.



Copyright 2020 Jane Lydia
Henderson

You may make digital or hard
copies of this sheet for per-
sonal use or for distribution,
as long as they are not used
for any commercial purpose



Copyright 2020 Jane Lydia Henderson
You may make digital or hard copies
of this sheet for personal use or for
distribution, as long as they are not
used for any commercial purpose or
financial gain